

MATHEMATICS CURRICULUM OVERVIEW



Mathematics - Key Learning Indicators








	Number				Algebra	Measurement	Geometry		Statistics	
	Number and Place Value	Addition and Subtraction	Multiplication and Division	Fractions including Decimals and Percentages			Ratio and Proportion	Properties of shapes		Position and Direction
1	<p>Count forwards, backwards and across 100.</p> <p>Find one more and one less than a number.</p> <p>Find 10 more and 10 less than a number.</p> <p>Use the language 'more than' and 'less than' when comparing numbers.</p>	<p>Articulate understanding of number bonds to twenty.</p> <p>Relate part-part-whole model to addition and subtraction.</p> <p>Use knowledge of inverse to solve missing number problems.</p>	<p>Skip count forwards in 2s, 5s and 10s from 0.</p>	<p>Identify $\frac{1}{2}$ and $\frac{1}{4}$ in various contexts.</p> <p>Recognise $\frac{2}{4}$ as $\frac{1}{2}$.</p>	<p>Describe and create a simple repeating pattern involving number or shape.</p>	<p>Know that an = sign signifies "is the same as".</p> <p>Know that a + symbol signifies addition.</p> <p>Know that a – symbol signifies subtraction.</p>	<p>Use comparative language to describe.</p> <p>Use simple equipment to measure length, weight, and capacity.</p> <p>Tell the time to o'clock and half past.</p>	<p>Know common 2-D and 3-D shape names.</p> <p>Describe the properties (sides and angles) of 2D shapes.</p>	<p>Use positional language to describe.</p> <p>Tell left from right.</p>	<p>Record simple frequency in a table.</p>
2	<p>Compare and order numbers from 0 up to 100.</p>	<p>Add and subtract two digit numbers.</p> <p>Bridge through tens.</p> <p>Count in steps of 2 and ten from any number.</p>	<p>Know 2, 3, 5 and 10 multiplication and division facts.</p>	<p>Identify $\frac{1}{3}$, and $\frac{2}{4}$ in various contexts.</p> <p>Articulate understanding of fractions as equal parts of a whole.</p>	<p>Articulate understanding of a simple ratio.</p>	<p>Articulate understanding of empty box problems.</p> <p>Know that a \times symbol signifies multiplication.</p> <p>Know that a \div symbol signifies division.</p>	<p>Articulate understanding of money.</p> <p>Tell the time to quarter past and quarter to the hour.</p> <p>Choose appropriate standard units of measurement.</p>	<p>Compare common 2-D and 3-D shapes.</p>	<p>Identify $\frac{1}{2}$, $\frac{1}{4}$, and $\frac{3}{4}$ turns.</p>	<p>Identify highest and lowest frequencies.</p>
3	<p>Find 100 more or less than a number.</p> <p>Articulate understanding of place value to 3 digits.</p>	<p>Add and subtract three digit numbers.</p> <p>Bridge through hundreds.</p> <p>Count in steps of 25 and 50 from 0.</p>	<p>Know 4, 6 and 8 multiplication and division facts.</p>	<p>Articulate understanding of tenths.</p> <p>Articulate understanding of the following fractions of amounts $\frac{1}{5}$, $\frac{1}{6}$, $\frac{1}{8}$, $\frac{1}{10}$.</p> <p>Find $\frac{3}{4}$ of amounts.</p>	<p>Solve one-step ratio and proportion problems.</p>	<p>Articulate understanding that an unknown quantity can be represented by a letter.</p>	<p>Calculate with units of measurement for capacity, length and weight.</p> <p>Measure metric length, capacity and weight accurately.</p> <p>Calculate with money.</p> <p>Tell the time.</p>	<p>Identify right angles.</p>	<p>Understand the relationships between right angles and $\frac{1}{2}$, $\frac{1}{4}$ and $\frac{3}{4}$ turns.</p>	<p>Use bar charts, pictograms and tables.</p>

Mathematics - Key Learning Indicators








	Number					Algebra	Measurement	Geometry		Statistics
	Number and Place Value	Addition and Subtraction	Multiplication and Division	Fractions including Decimals and Percentages	Ratio and Proportion			Properties of shapes	Position and Direction	
4	<p>Count in steps of 6, 7, 9, 25 and 1000 from 0.</p> <p>Articulate understanding of place value to 5 digits.</p> <p>Round any number.</p>	<p>Add and subtract numbers up to 5 digits including decimals.</p> <p>Bridge through tens and hundreds.</p>	<p>Know 7, 9, 11 and 12 multiplication and division facts.</p> <p>Multiply and divide numbers up to 5 digits.</p>	<p>Find equivalent unit fractions.</p> <p>Articulate understanding of hundredths.</p> <p>Find unit fractions of quantities.</p>	<p>Articulate understanding of the relationship between ratio and proportion.</p>	<p>Solve a simple equation with one unknown.</p>	<p>Convert between different units of metric measurement without decimal notation.</p>	<p>Know geometric shapes, including types of quadrilateral and triangle.</p> <p>Identify lines of symmetry.</p>	<p>Plot points using Cartesian coordinates in the first quadrant.</p>	<p>Solve problems using collected data.</p>
5	<p>Articulate understanding of place value to 6 digits.</p> <p>Find any power of 10 more than or less than a number.</p>	<p>Add and subtract numbers up to 6 digits including decimals.</p>	<p>Articulate understanding of multiples and factors.</p> <p>Articulate understanding of squares and cubes.</p>	<p>Compare and order fractions.</p> <p>Articulate understanding of decimals as fractions.</p>	<p>Relate ratio and proportion to fractions.</p>	<p>Apply algebraic knowledge to solve problems.</p>	<p>Articulate understanding and apply knowledge of perimeter.</p> <p>Articulate understanding and apply knowledge of area of rectangles.</p> <p>Convert between metric and imperial units.</p>	<p>Articulate understanding of angles to 360°.</p> <p>Distinguish regular and irregular polygons.</p>	<p>Reflect shapes across a mirror line.</p> <p>Identify order of rotational symmetry.</p>	<p>Understand timetables.</p> <p>Identify the mean of a range of numbers.</p>
6	<p>Articulate understanding of place value beyond six digits.</p> <p>Articulate understanding of negative numbers.</p>	<p>Add and subtract with negative numbers.</p>	<p>Represent remainders as numbers, decimals and fractions.</p>	<p>Convert between fractions, decimals and percentages.</p>	<p>Articulate understanding of ratio and proportion.</p>	<p>Use and apply simple formulae.</p>	<p>Convert between different units of measurement with decimal notation.</p>	<p>Find unknown angles in triangles, quadrilaterals and regular polygons.</p> <p>Use π to calculate the circumference, radius and diameter of a circle.</p>	<p>Transform shapes in all four quadrants.</p>	<p>Interpret and construct pie charts and line graphs.</p> <p>Identify median, mode and range of numbers.</p>

Mathematics - Key Learning Indicators







Autumn Term

	Week 1	Week 2	Week 3	Week 4	Week 5	Week 6	Week 7		Week 8	Week 9	Week 10	Week 11	Week 12	Week 13	Week 14	Week 15				
	03-Sep	10-Sep	17-Sep	24-Sep	01-Oct	08-Oct	15-Oct		29-Oct	05-Nov	12-Nov	19-Nov	26-Nov	03-Dec	10-Dec	18-Dec				
Year R	U1: Early mathematical activities				U2: Pattern and early number		U3: Numbers within 6		HT	Assessments	U3: Numbers within 6	Unit 4: Add and Sub within 6	Unit 5: Measures	Unit 6: Shape and Sorting	Unit 7: Calendar and Time			Year R		
Year 1	U1: Numbers to 10			U2: Addition and subtraction within 10			U3: Shapes and Patterns				U3: Shapes and Patterns	U4: Numbers to 20		U5: Addition and Subtraction within 20					Year 1	
Year 2	U1: Number within 100		U2: Add and subtract 2 digit numbers		U3: Addition and subtraction word problems		U4: Measures and Lengths				U4: Measures and Lengths	U5: Graphs	U6: Multiplication and division. 2 5 and 10						Year 2	
Year 3	U1: Number sense and exploring calculation strategies			U2: Place value		U3: Graphs	U4: Add and Subtract				U4: Add and Subtract		U5: Length and Perimeter						Year 3	
Year 4	Place Value				Addition & Subtraction						Measurement: Length and Perimeter		Multiplication and Division						Year 4	
Year 5	Place Value			Number - Fractions		Statistics					Number: Multiplication and Division		Perimeter and Area						Year 5	
Year 6	Place Value		Addition, Subtraction, Multiplication & Division				Fractions				Fractions			Geometry - Position and Direction					Year 6	

Spring Term

	Week 1	Week 2	Week 3	Week 4	Week 5	Week 6		Week 7	Week 8	Week 9	Week 10	Week 11	Week 12				
	07-Jan	14-Jan	21-Jan	28-Jan	04-Feb	11-Feb		25-Feb	04-Mar	11-Mar	18-Mar	25-Mar	01-Apr				
Year R	U8: Numbers within 10		U9: Add and Sub within 10	U10: Numbers within 15			HT	U11: Grouping and Sharing		U12: Numbers within 20		U13: Doubling and Halving		Year R			
Year 1	U6: Time		U7: Exploring calculation strategies within 20	U8: Numbers to 50				U9: Adding and subtracting within 50		U10: Fractions	U11: Measures (1): Length and mass				Year 1		
Year 2	U7: Fractions		U8: Time		U9: Add and Sub 2 digit numbers	U9: Add and Sub 2 digit numbers		U10: Money		U11: Faces, shapes and patterns; lines and turns				Year 2			
Year 3	U6: Multiplication & Division		U7: Deriving multiplication and division facts			Assessments		U8: Time		U9: Fractions				Year 3			
Year 4	Multiplication & Division			Area	Fractions			Fractions			Decimals				Year 4		
Year 5	Multiplication & Division			Fractions				Fractions			Decimals & Percentages				Year 5		
Year 6	Decimals		Percentages		Algebra			Algebra	Measuring Converting Units	Perimeter Area & Volume		Ratio				Year 6	

Summer Term

	Week 1	Week 2	Week 3	Week 4	Week 5		Week 6	Week 7	Week 8	Week 9	Week 10	Week 11	Week 12	Week 13			
	22-Apr	29-Apr	06-May	13-May	20-May		03-Jun	10-Jun	17-Jun	24-Jun	01-Jul	08-Jul	15-Jul	22-Jul			
Year R	U14: Shape and pattern	Unit 14 Addition and Subtraction within 20		Unit 16: Money	Unit 17: Measures	HT	Unit 17: Measures	U18: Depth of numbers within 20	Assessments	U18: Depth of numbers within 20	Unit 19: Numbers beyond 20				Year R		
Year 1	U12: Numbers 50 to 100 and beyond		U13: Addition and subtraction		U14: Money		U14: Money	U15: Multiplication and division		U15: Multiplication and division	U16: Measures (2): Capacity and volume					Year 1	
Year 2	U12: Number within 1000	U13: Measures: capacity and volume		U14: Measures: mass	U15: Exploring calculation strategies		U15: Exploring calculation strategies	Multiplication and division 3x and 4x		U16: Multiplication and division 3x and 4x					Year 2		
Year 3	U10: Angles and Shape			U11: Measures			U11: Measures	U12: Securing multiplication and division		U13: Exploring calculation strategies and place value					Year 3		
Year 4	Decimals		Money		Time		Statistics			Properties of Shapes		Position and Direction		Year 4			
Year 5	Decimals				Properties of Shapes		Properties of Shapes			Position and Direction	Converting Units		Volume		Year 5		
Year 6	Properties of Shape		Problem Solving	SATs	Problem Solving		Statistics			Investigations				Year 6	